



SAP Ariba 

# SAP Business Network Excel Catalog Guide

PUBLIC

# Agenda

## What is an Excel Catalog?

- Definition, what does it allow, what **Knorr-Bremse's** users will be able to do

## Excel Catalog Enablement

- Knorr-Bremse's Prerequisites to Start vs Supplier's Prerequisites to Start


## Publishing a Catalog on SAP Business Network

- SAP Business Network Access, Catalog Publication

## Updating an Excel Catalog on SAP Business Network

- SAP Business Network Access, Catalog Publication

# What is an **Excel** Catalog?



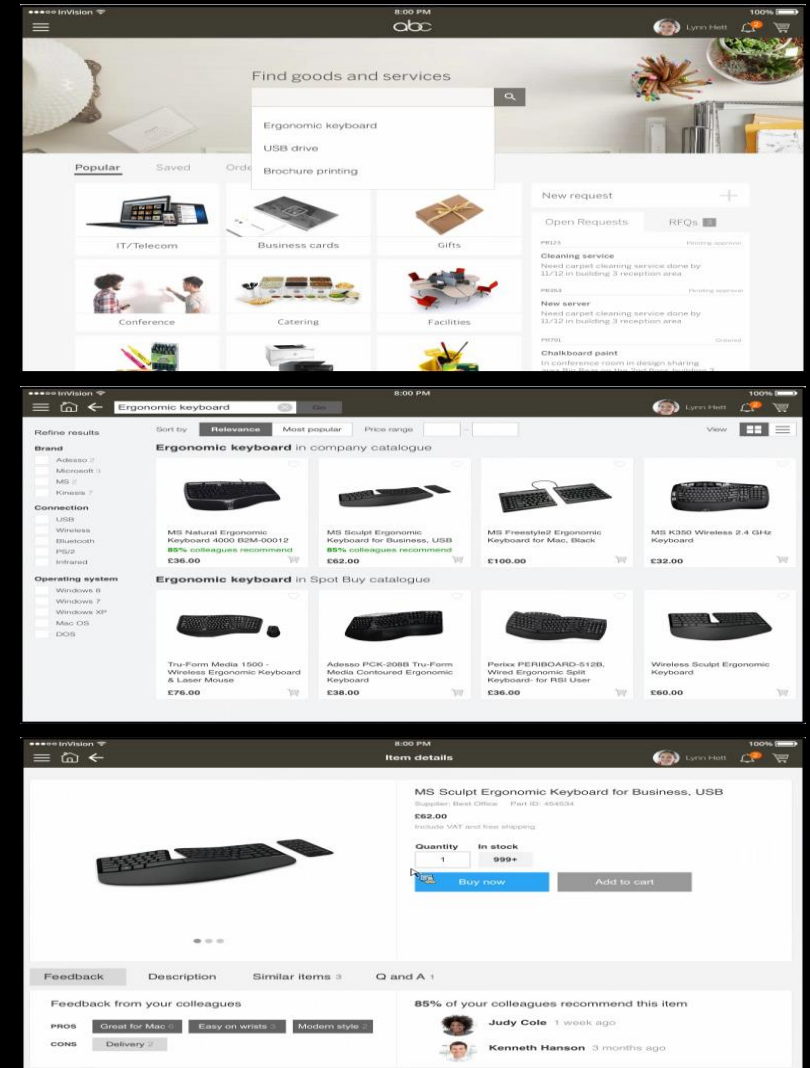


# What is an Excel Catalog?

- A static catalog (Excel) is a text file stored on SAP Business Network that describes the products and services your organization offers and the prices you charge. **Knorr-Bremse's** users access your catalog through SAP Ariba Procurement to purchase your products and services offerings.
- It allows:
  - Rapid Deployment
  - Great Compliance Control
  - Low Setup Cost and Complexity
- **Knorr-Bremse's** users will be able to:
  - See
  - Compare
  - Buy

# User Interface (customer Users) – Items View

- Search for Items or browse through the different Categories
- Returned search results
- Single item view



# Excel Catalog Template

Excel Catalog Template will be provided separately

	A	B	C	D	E	F	G	H	I	J	K
1	Supplier ID	Supplier Part ID	Item Description	Unit Price	Unit of Measure	Short Name	Classification Codes-1		Classification Codes-2		
2							Domain	Value	Domain	Value	Thumbnail
3	AN0001000100	2772882	Quad Electronics M500 4-Line Phone System with Headset and Caller ID	145.10	EA	4-Line Phone System	UNSPSC	43191504	Eclass 7.1	32-03-13-04	http://www.abc.com/277
4	AN0001000100	2772967	Excel for Dummies Quick Reference Book	22.58	EA	Excel for Dummies	UNSPSC	55101509	Eclass 7.1	32-03-11-35	
5	AN0001000100	2772276	Write Right Ballpoint Pens, Disposable, Blue Ink, Box of 12	20.53	EA	Ballpoint Pens	UNSPSC	44121704	Eclass 7.1	16-04-03-01	http://www.abc.com/277
6	AN0001000100	2772981-ABC	File Folders, 3 Position, Manilla, Box of 100	13.55	BX	Manilla Folders	UNSPSC	44122011	Eclass 7.1	20-10-05-12	
7	AN0001000100	2772985	Stapler, Swingline 405, Black	14.80	EA	Office Stapler	UNSPSC	44121615	Eclass 7.1	25-10-01-50	
8	AN0001000100	3000-992	3" Presentation View Binder, Concealed Rivets, Round-Ring , Blue	10.20	EA	3" View Binder	UNSPSC	44122003			

	AM	AN	AO	AP	AQ	AR	AS	AT	AU	AV	AW	AX	AY	AZ	BA
1	Attachments-3	PriceConfiguration-1					PriceConfiguration-2								
2	Description	StartDate	EndDate	Amount	PriceCurrency	PriceFactor	Lowerbound	StartDate	EndDate	Amount	PriceCurrency	PriceFactor	Lowerbound	StartDate	EndDate
3				40.33	USD		1			100	GBP		10		
4				21.868	USD		1			22.868	USD		50		
5		2017-05-02	2017-08-01	50.0	USD		1	2017-08-02	2017-10-01	60.0	USD		50	2017-10-02	2018-12-02
6		2017-05-02	2017-08-01	40.0	USD		1	2017-08-02	2017-10-01	50.0	USD		50	2017-10-02	2018-12-02
7				30.0	USD	0.9	1			30.0	USD	0.8	50		
8				7.03	USD		1			6.03	USD		50		

# Catalog **Features**





- Price Configuration
- Auxiliary Images
- Quantity Interval & Minimum Quantity
- Related Items
- Attachments
- Suppliers can upload images and attachments via SAP Business Network

# Price Configuration

## Knorr-Bremse's View

## Supplier's View

PriceConfiguration-1						PriceConfiguration-2						Start Date
Start Date	End Date	Amount	Price Currency	Price Factor	Lowerbound	Start Date	End Date	Amount	Price Currency	Price Factor	Lowerbound	Start Date
		100	GBP		5			90	GBP		10	



Supplier: Astley & Corbett & Sons

Supplier Part #: Sofa

Manufacturer: Lane-Fox Factories and Co.

Available in: 4 Day(s)


£100.00 GBP / each

Pricing Information

Qty: 5

Mandatory Items

☒



Sitting Room Chair

Supplier: Astley & Corbett & Sons

Supplier Part #: ArmChair

Available in: 4 Day(s)

Best Price/Top Item:

Punchout Enabled:

£50.00 GBP / each

Qty: 2

Add to Cart

Add to Favorites

Product Description

Sitting room sofa, made of oak and fabric. Dimensions: 237 x 74.5 x 80.5

Product Specifications

Price: £100.00 GBP

Supplier: Astley & Corbett & Sons

Supplier Part #: Sofa

Manufacturer: Lane-Fox Factories and Co.

Available in: 4 Day(s)

Best Price/Top Item:

Description: Sitting room sofa, made of oak and fabric. Dimensions: 237 x 74.5 x 80.5

Punchout Enabled:

Pricing and Quantity Terms

Pricing Terms

Quantity	Price
5.0 - 9.0	£100.00 GBP / each
10.0 - 19.0	£90.00 GBP / each
20 or More	£85.00 GBP / each

Minimum Order Quantity

Minimum Order Quantity for this product is 5.

Quantity Intervals


This product should be ordered in multiples of 2.

Reference Documents

History of chairs

The Chair: Its life and times

Accessories




Soft Cushion

Astley & Corbett & Sons

£15.00 GBP / each

Qty: 1

Add to Cart




Coloured Cushion

Astley & Corbett & Sons

£10.00 GBP / each

Qty: 1

Add to Cart



Striped Cushion

Astley & Corbett & Sons

£10.00 GBP / each

Qty: 1

Add to Cart





# Auxiliary Images


## Knorr-Bremse's View

## Supplier's View

Image-1			Image-2			Image-3			Lead Time
Thumbnail	Normal	Detailed	Thumbnail	Normal	Detailed	Thumbnail	Normal	Detailed	
		SofaSide.jpg			SofaFull.jpg			TechnicalDrawing.jp	8
		portable_1.jpg			portable_2.jpg			portable_3.jpg	8







/ each

formation

5

3 GBP / each

ity: 2

Add to Cart

Add to Favorites

Product Specifications

Price:

£100.00 GBP

Supplier:

Astley & Corbett & Sons

Supplier Part #:

Sofa

Manufacturer:

Lane-Fox Factories and Co.

Available in:

4 Day(s)

Best Price/Top Item:

Description:

Sitting room sofa, made of oak and fabric. Dimensions: 237 x 74.5 x 80.5

Punchout Enabled:

Pricing and Quantity Terms

Pricing Terms

Quantity	Price
5.0 - 9.0	£100.00 GBP / each
10.0 - 19.0	£90.00 GBP / each
20 or More	£85.00 GBP / each

Minimum Order Quantity

Minimum Order Quantity for this product is 5.

Quantity Intervals


This product should be ordered in multiples of 2.


Reference Documents


History of chairs

The Chair: Its life and times

Accessories







Soft Cushion

Astley & Corbett & Sons

£15.00 GBP / each

Qty: 1

Add to Cart

Coloured Cushion

Astley & Corbett & Sons

£10.00 GBP / each

Qty: 1

Add to Cart

Striped Cushion

Astley & Corbett & Sons

£10.00 GBP / each

Qty: 1



Add to Cart

# Quantity Interval & Minimum Quantity

## Knorr-Bremse's View

## Supplier's View

MinimumQuantity		QuantityInterval	Effective Date
5		2	23-01-01



Supplier: [Astley & Corbett & Sons](#)

Supplier Part #: [Sofa](#)

Manufacturer: [Lane-Fox Factories and Co.](#)


Available in: [4 Day\(s\)](#)

£100.00 GBP / each

[\\*Pricing Information](#)

Qty:

Mandatory Items

☒

**Sitting Room Chair**

Supplier: [Astley & Corbett & Sons](#)

Supplier Part #: [ArmChair](#)

Available in: [4 Day\(s\)](#)

Best Price/Top Item:

Punchout Enabled: ☐

£50.00 GBP / each

Qty:

[Add to Cart](#)

[Add to Favorites](#)

Product Description

Sitting room sofa, made of oak and fabric. Dimensions: 237 x 74.5 x 80.5

Product Specifications

Price: £100.00 GBP

Supplier: [Astley & Corbett & Sons](#)

Supplier Part #: [Sofa](#)

Manufacturer: [Lane-Fox Factories and Co.](#)

Available in: [4 Day\(s\)](#)

Best Price/Top Item:

Description: Sitting room sofa, made of oak and fabric. Dimensions: 237 x 74.5 x 80.5

Punchout Enabled: ☐

Pricing and Quantity Terms

Pricing Terms

Quantity	Price
5.0 - 9.0	£100.00 GBP / each
10.0 - 19.0	£90.00 GBP / each
20 or More	£85.00 GBP / each

Minimum Order Quantity

Minimum Order Quantity for this product is 5.

Quantity Intervals


This product should be ordered in multiples of 2.

Reference Documents

[History of chairs](#)

[The Chair: Its life and times](#)

Accessories




Soft Cushion

Astley & Corbett & Sons

£15.00 GBP / each

Qty:

[Add to Cart](#)




Coloured Cushion

Astley & Corbett & Sons

£10.00 GBP / each

Qty:

[Add to Cart](#)



Striped Cushion

Astley & Corbett & Sons

£10.00 GBP / each

Qty:

[Add to Cart](#)

## Related Items

## Knorr-Bremse's View

## Supplier's View

[illegible]

Sitting Room Sofa

Supplier:

Astley & Corbett & Sons

Supplier Part #:

Sofa

Manufacturer:

Lane-Fox Factories and Co.

Available in:

4 Day(s)


£100.00 GBP / each

\*Pricing Information

Qty:

Mandatory Items

☒



Sitting Room Chair

Supplier: Astley & Corbett & Sons

Supplier Part #: ArmChair

Available in: 4 Day(s)

Best Price/Top Item:

Punchout Enabled: ☐

£50.00 GBP / each

Qty:

Add to Cart

Add to Favorites

Product Description

Sitting room sofa, made of oak and fabric. Dimensions: 237 x 74.5 x 80.5

Product Specifications

Price:

£100.00 GBP

Supplier:

Astley & Corbett & Sons

Supplier Part #:

Sofa

Manufacturer:

Lane-Fox Factories and Co.

Available in:

4 Day(s)

Best Price/Top Item:

Description:

Sitting room sofa, made of oak and fabric. Dimensions: 237 x 74.5 x 80.5

Punchout Enabled:

☐

Pricing and Quantity Terms

Pricing Terms

Quantity	Price
5.0 - 9.0	£100.00 GBP / each
10.0 - 19.0	£90.00 GBP / each
20 or More	£85.00 GBP / each

Minimum Order Quantity

Minimum Order Quantity for this product is 5.

Quantity Intervals


This product should be ordered in multiples of 2.

Reference Documents

History of chairs

The Chair: Its life and times


Accessories



Soft Cushion

Astley & Corbett & Sons


£15.00 GBP / each



Coloured Cushion

Astley & Corbett & Sons

£10.00 GBP / each



Striped Cushion

Astley & Corbett & Sons

£10.00 GBP / each

Qty:

Add to Cart

Qty:

Add to Cart

Qty:

Add to Cart



# Excel Catalog Enablement





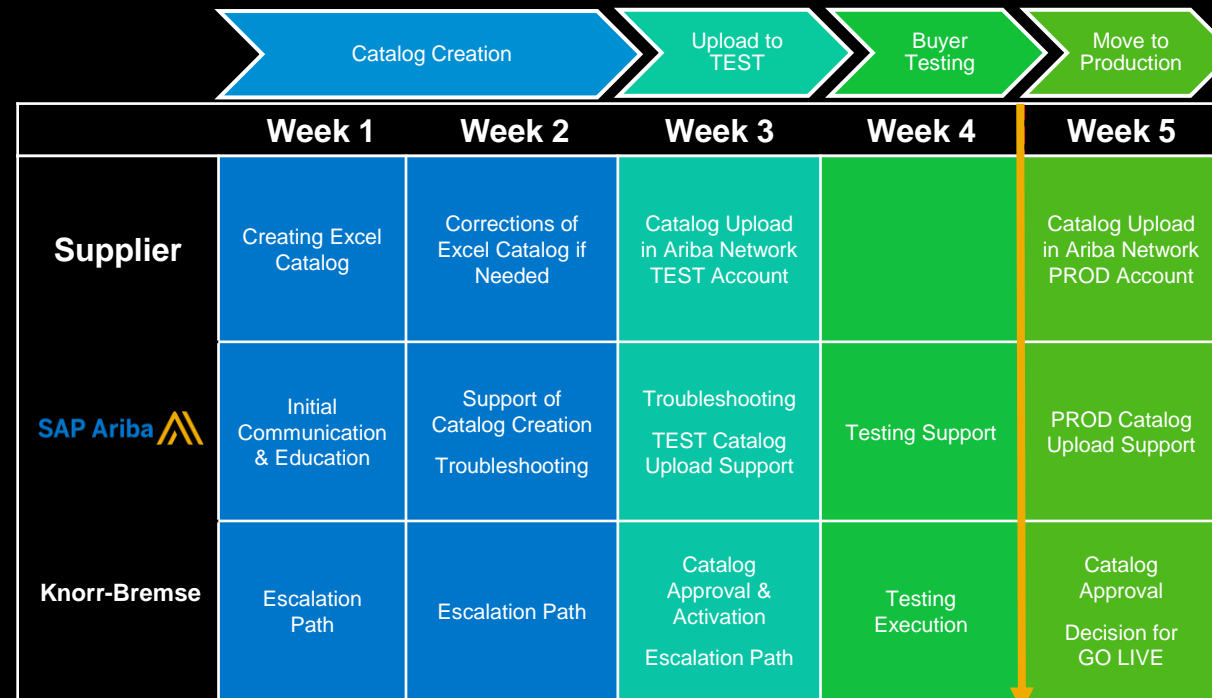
# Excel Catalog Enablement

## Buyer's Prerequisites to Start:

- Catalog Requirements Completed
- Catalog Approvers Identified
- Commodity Codes & UoM Loaded
- Supplier Master Data Enriched (Supplier ANID Added)
- Escalation Path Defined
- Catalog Content Clarified with Supplier

## Supplier's Prerequisites to Start:

- Catalog Content Clarified with Buyer
- SAP Business Network Trading Relationship Established
- SAP Business Network Test Account Created



Buyer Testing might be extended up to 8 weeks if transaction integration is requested by the Supplier

# Publishing a **Catalog** on SAP Business Network



# SAP Business Network Access, Catalog Publication

## 1 Access your SAP Business Network Account

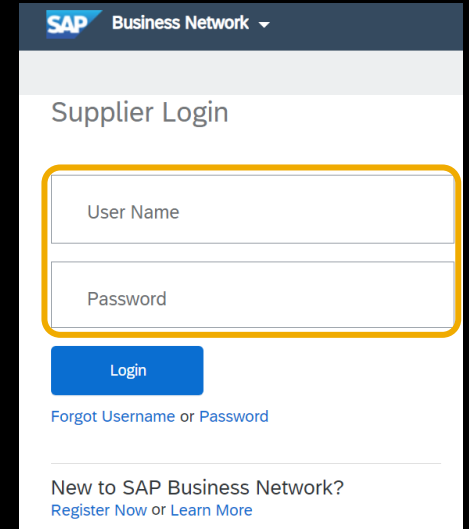
Go to: <http://supplier.ariba.com>

Enter your **Username & Password** and click **Log In** to access your Production account.

- Your catalog on SAP Business Network must first be created in your **TEST** account.
- You will load your catalog on your production account only after publication and validation of the catalog in your **TEST** account.

## 2 Click on the **Catalogs** tab on your Home Dashboard

## 3 Click on the **Create Standard** button



SAP Business Network

Supplier Login

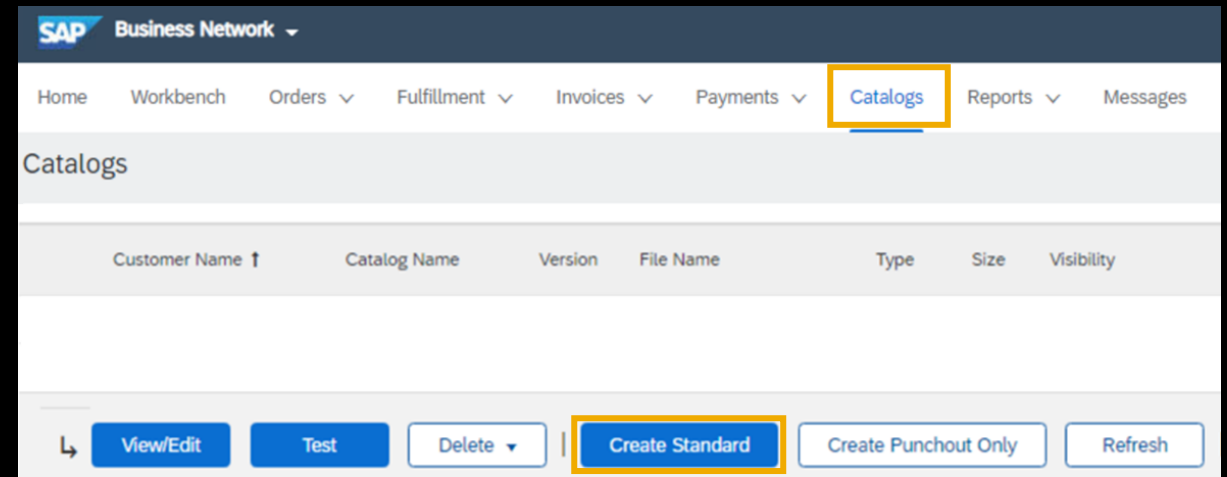
User Name

Password

Login

[Forgot Username or Password](#)

New to SAP Business Network?  
[Register Now](#) or [Learn More](#)



SAP Business Network

Home Workbench Orders Fulfillment Invoices Payments Catalogs Reports Messages

Catalogs

Customer Name ↑	Catalog Name	Version	File Name	Type	Size	Visibility
-----------------	--------------	---------	-----------	------	------	------------

View/Edit Test Delete Create Standard Create Punchout Only Refresh

# Catalog Publication

4 Enter the **Catalog Name** which has been communicated to you.

This should be based on the Knorr-Bremse naming convention

5 Click **Next**

6 Select **Private**

7 Select Knorr-Bremse in your customers' list.

8 Click **Next**

The top screenshot shows the 'Create a New Catalog' interface in the 'Details' step. The 'Catalog Name' field is highlighted with an orange box and contains the text 'TEST\_OK\_1'. Below it, there are fields for 'Created By', 'Date Created', and 'Description'. A note indicates that the maximum number of characters allowed is 1000. At the bottom right, the 'Next' button is highlighted with an orange box.

The bottom screenshot shows the 'Create a New Catalog' interface in the 'Subscriptions' step. The 'Private' radio button under 'Visibility' is highlighted with an orange box. Below this, there is a table with the following data:

Customers	Catalog Validation Rules	Validation Status for Version 1
GSO Sandbox - P20	View	Pending Validation

The 'GSO Sandbox - P20' row is highlighted with an orange box. At the bottom right, the 'Next' button is highlighted with an orange box.

**Note:** If Knorr-Bremse is not part of the customer list, it means that the Trading relationship request from your customer has not been accepted yet on SAP Business Network. Please accept the relationship first.

# Catalog Publication

9 Click **Choose File** and browse to the catalog file on your computer.

Create a New Catalog Previous

1 Details  
2 Subscriptions  
3 Content

UPLOAD YOUR CATALOG AND ATTACHMENT FILES

Catalog File Format: EXCEL

Catalog File: Choose File No file chosen

Images and Attachments File: Choose File No file chosen

! After you click, Validate and Publish, please wait for the catalog to finish uploading. Large catalogs may take several minutes to upload and you will be redirected to the catalogs page upon completion

Validate and Publish

[Download Templates/Guidelines](#)

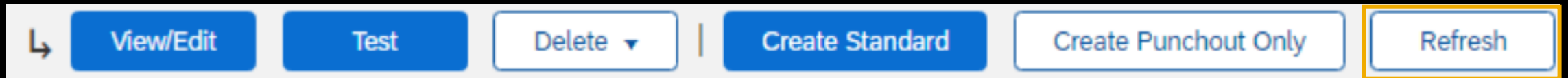
10 Click **Validate and Publish**

**Note:** SAP Business Network supports an Excel file (zipped or unzipped format) up to 15 MB. If your file is bigger, you must upload it as Incremental under the same subscription name of the catalog.



# Catalog Publication

- After the entire catalog has been uploaded:
  - SAP Business Network begins the catalog validation
  - It can take several minutes to validate large catalogs
  - SAP Business Network stores new catalogs in a queue and validates them one by one
- You can upload other catalogs while SAP Business Network is validating.
- Once you have completed uploading your catalog(s):
  - DO NOT** log out
  - Click the “**Refresh**” button on the catalog dashboard to update your catalog status.



# Catalog Validation - Status

- After SAP Business Network completes the upload, if there are no network validation errors, the catalog status is changed to **Published** and a network-generated email is sent to the Knorr-Bremse
- As Knorr-Bremse is using AutoSubscriptionSync, the catalog is pulled into the SAP Ariba Procurement to begin the Knorr-Bremse-specific validations and the status will change to **Pending Buyer Validation**.



Excel	2 KB	Private	Estlega	11 Oct 2021	Published
-------	------	---------	---------	-------------	-----------

Excel	98 KB	Private	Estlega	11 Oct 2021	Pending Buyer Validation
-------	-------	---------	---------	-------------	--------------------------



# Catalog Validation/Errors

Errors can occur when:

- Validating against the high-level SAP Business Network rules.

Catalog Name		Version	File Name	Type	Size	Visibility	Created By	Date Created	Status
	DE_THF	1	Excel	Excel	21 MB			11 Oct 2021	 100 Errors Found by Ariba Network

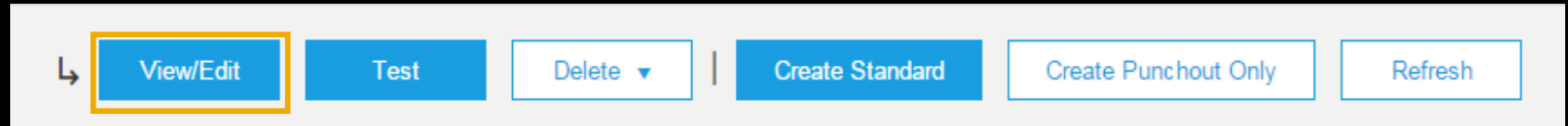
- Validating against **Knorr-Bremse**-specific validation rules.

	DK 9002831	1	DK 9002831	Excel	619 B			11 Oct 2021	 1 Validation Errors Found by Customer	18 Apr 2016
---	------------	---	------------	-------	-------	--	--	-------------	---	-------------

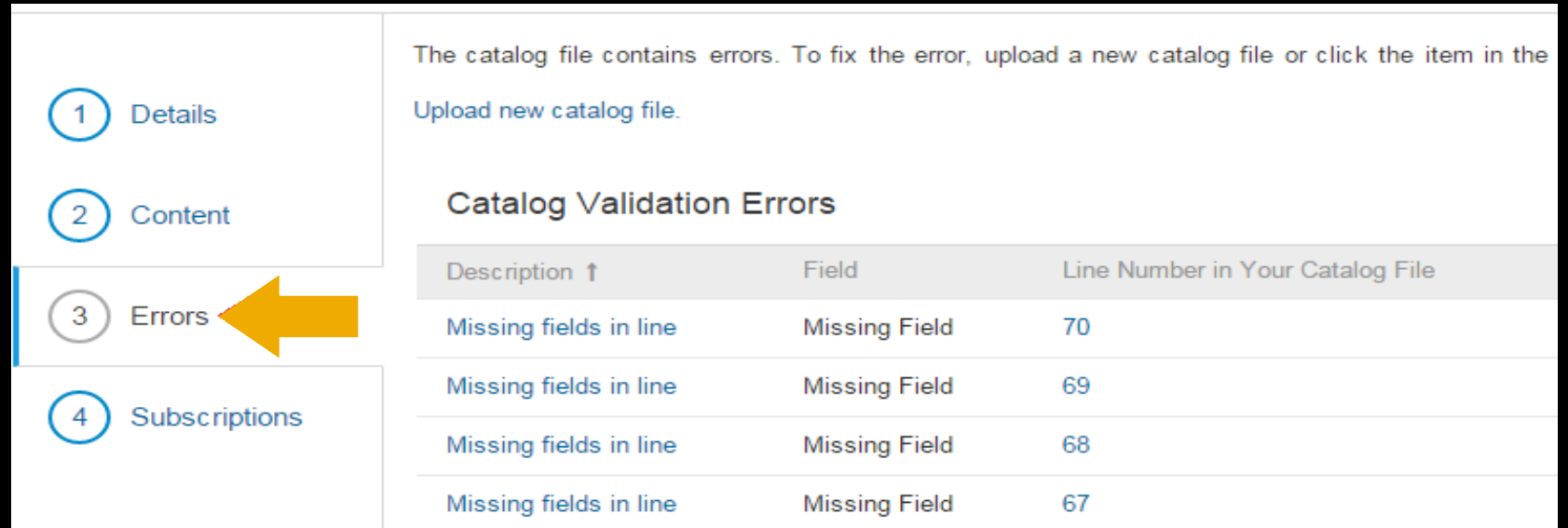
**Note:** Even if a catalog passes the high-level SAP Business Network validation rules, you could still receive a notification within 24 hours informing you the catalog has failed the **Knorr-Bremse**-specific catalog validation rules.

# How to Correct Errors Found by SAP Business Network

- Click the “**View/Edit**” button on the dashboard




- On tab 3 “**Errors**” review the error details

A screenshot of the 'Errors' tab in the SAP Business Network interface. On the left, there is a sidebar with four tabs: '1 Details', '2 Content', '3 Errors' (selected and highlighted with a blue bar and a yellow arrow), and '4 Subscriptions'. The main area shows a message: 'The catalog file contains errors. To fix the error, upload a new catalog file or click the item in the Upload new catalog file.' Below this is a section titled 'Catalog Validation Errors' containing a table with three columns: 'Description ↑', 'Field', and 'Line Number in Your Catalog File'. The table lists four errors, all of which are 'Missing fields in line' with the field 'Missing Field' and line numbers 70, 69, 68, and 67 respectively.

Description ↑	Field	Line Number in Your Catalog File
Missing fields in line	Missing Field	70
Missing fields in line	Missing Field	69
Missing fields in line	Missing Field	68
Missing fields in line	Missing Field	67

# Updating an **Excel Catalog** on **SAP Business Network**





# Catalog Update – Step 1

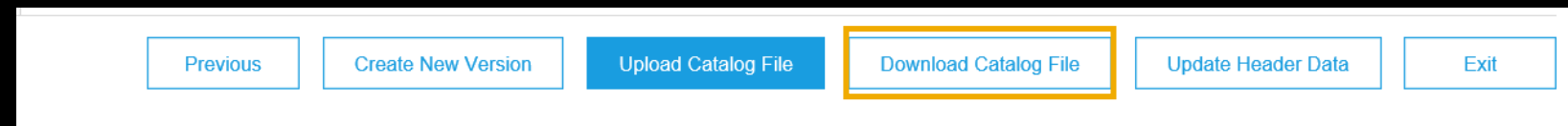
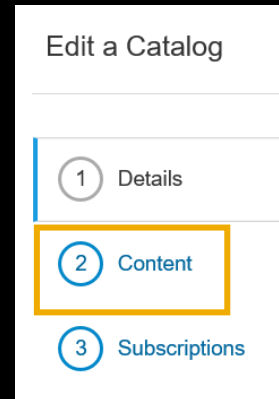
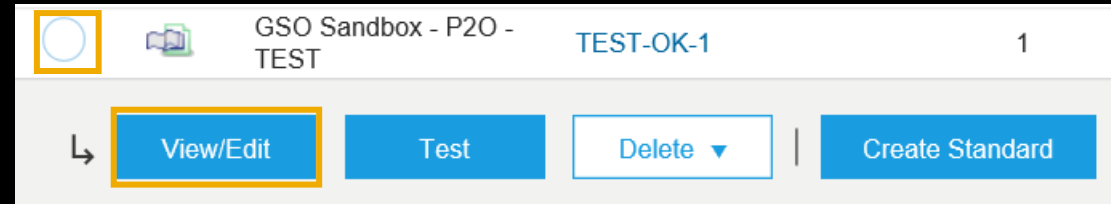
When updating a catalog, it is not necessary to create a new standard. It is important to maintain the same catalog subscription name.

1 Select your catalog

2 Click **View/Edit**

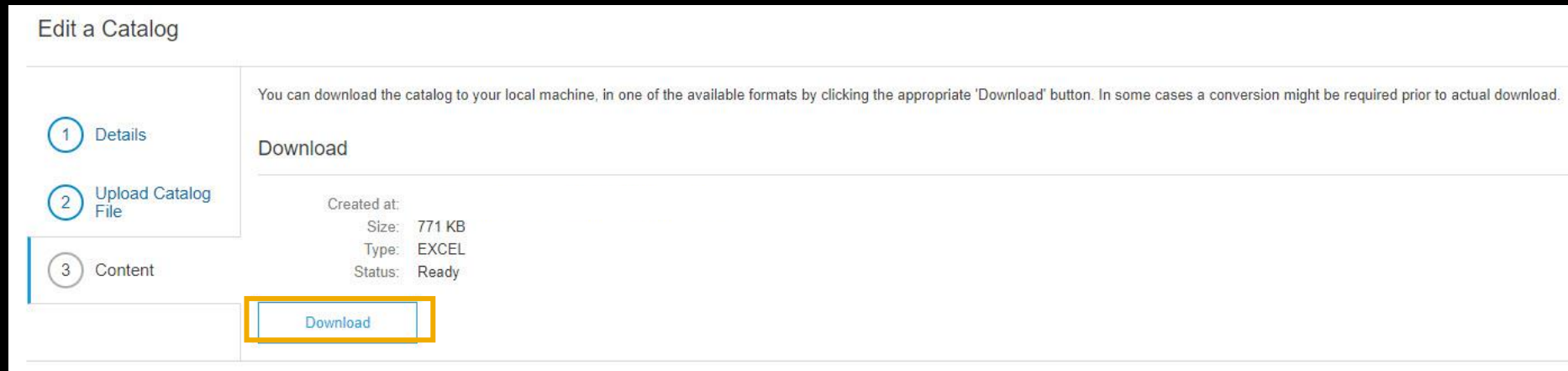
3 Click **Content**

4 Click **Download Catalog File**



# Catalog Update – Step 2

- 1 Click **Download**, for ease of editing, you can download it as Excel.
- 2 Click **Download as Excel** and save the file to your computer
- 3 Click **Exit**



# Catalog Update – Step 3

Open the downloaded file in Excel and enable editing and make necessary changes.

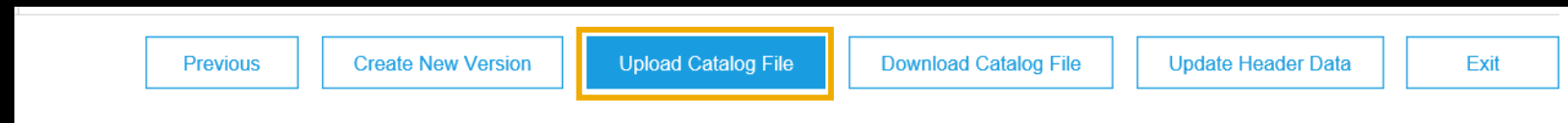
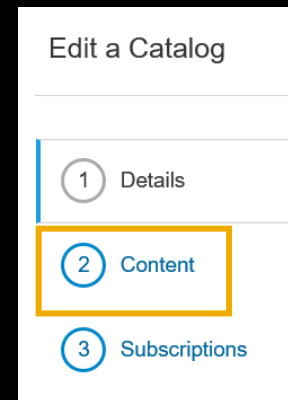
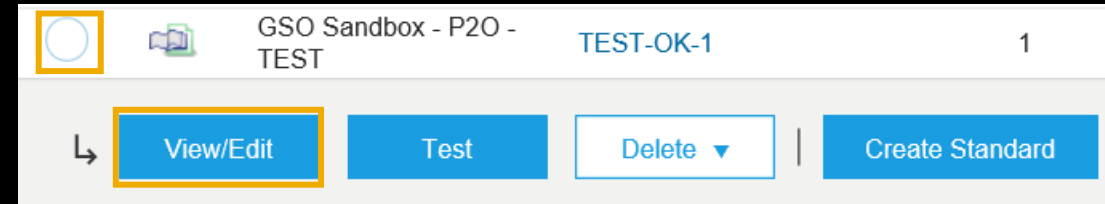
	A	B	C	D	E	F	G	H	I	J	K
1	Supplier ID	Supplier Part ID	Item Description	Unit Price	Unit of Measure	Short Name	Classification Codes-1		Classification Codes-2		
2							Domain	Value	Domain	Value	Thumbnail
3	AN0001000100	2772882	Quad Electronics M500 4-Line Phone System with Headset and Caller ID	145.10	EA	4-Line Phone System	UNSPSC	43191504	Eclass 7.1	32-03-13-04	<a href="http://www.abc.com/277">http://www.abc.com/277</a>
4	AN0001000100	2772967	Excel for Dummies Quick Reference Book	22.58	EA	Excel for Dummies	UNSPSC	55101509	Eclass 7.1	32-03-11-35	
5	AN0001000100	2772276	Write Right Ballpoint Pens, Disposable, Blue Ink, Box of 12	20.53	EA	Ballpoint Pens	UNSPSC	44121704	Eclass 7.1	16-04-03-01	<a href="http://www.abc.com/277">http://www.abc.com/277</a>
6	AN0001000100	2772981-ABC	File Folders, 3 Position, Manilla, Box of 100	13.55	BX	Manilla Folders	UNSPSC	44122011	Eclass 7.1	20-10-05-12	
7	AN0001000100	2772985	Stapler, Swingline 405, Black	14.80	EA	Office Stapler	UNSPSC	44121615	Eclass 7.1	25-10-01-50	
8	AN0001000100	3000-992	3" Presentation View Binder, Concealed Rivets, Round-Ring, Blue	10.20	EA	3" View Binder	UNSPSC	44122003			

	AM	AN	AO	AP	AQ	AR	AS	AT	AU	AV	AW	AX	AY	AZ	BA
1	Attachments-3	PriceConfiguration-1						PriceConfiguration-2							
2	Description	StartDate	EndDate	Amount	PriceCurrency	PriceFactor	Lowerbound	StartDate	EndDate	Amount	PriceCurrency	PriceFactor	Lowerbound	StartDate	EndDate
3				40.33	USD		1			100	GBP		10		
4				21.868	USD		1			22.868	USD		50		
5		2017-05-02	2017-08-01	50.0	USD		1	2017-08-02	2017-10-01	60.0	USD		50	2017-10-02	2018-12-02
6		2017-05-02	2017-08-01	40.0	USD		1	2017-08-02	2017-10-01	50.0	USD		50	2017-10-02	2018-12-02
7				30.0	USD	0.9	1			30.0	USD	0.8	50		
8				7.03	USD		1			6.03	USD		50		

# Catalog Update – Step 4

Once your new catalog version is ready, log in your SAP Business Network account.

- 1 Select your catalog
- 2 Click **View/Edit**
- 3 Click **Content**
- 4 Click **Upload Catalog File**



# Catalog Update – Step 5

1 Click **Choose File** and browse to the catalog file on your computer.

2 Click **Validate and Publish**

Create a New Catalog [Previous](#)

1 Details

2 Subscriptions

3 Content

UPLOAD YOUR CATALOG AND ATTACHMENT FILES

Catalog File Format: EXCEL

Catalog File: Choose File No file chosen

Images and Attachments File: Choose File No file chosen

! After you click, Validate and Publish, please wait for the catalog to finish uploading. Large catalogs may take several minutes to upload and you will be redirected to the catalogs page upon completion





Validate and Publish


[Download Templates/Guidelines](#)



# Catalog Update – Latest Version Only

- The latest version is the only one available for modifications.
- To access previous versions, you must delete the more recent versions first.
- **Never delete any version without prior agreement with your customer!**
- When a catalog has several versions, you can delete all of them by clicking:  
Delete > All versions or only delete the latest version by selecting the catalog and clicking  
Delete > Latest Version Only

<input checked="" type="radio"/>		GSO Sandbox - P20 - TEST	TEST	3	my new catalogue - March 3rd.cif	CIF3.0
<input type="radio"/>		GSO Sandbox - P20 - TEST	TEST	2	CIF Catalog Template.xls	CIF3.0
<input type="radio"/>		GSO Sandbox - P20 - TEST	TEST	1	CIF Catalog Template.xls	CIF3.0
<input type="radio"/>		GSO Sandbox - P20 - TEST	TEST-OK-1	1	TEST ORSI 2.cif	CIF3.0

 [View/Edit](#) [Test](#) [Delete ▼](#) | [Create Standard](#) [Create Punchout Only](#) [Refresh](#)